



# TDL162

## COUNTERBALANCE FORKLIFT TRUCK 1.6T

1600 kg 6000 mm 80 V Li-Ion



**Indoor/Outdoor Versatility:** Designed for high-end use in large warehouses, docks, side bay lorries, and logistics centers.

**Productive Operations:** Equipped with dual-drive power and ergonomic features to support long shifts in high-demand settings.


**Adaptable to Conditions:** Optional configurations like joystick control and heated cabin provide flexibility for varying operational environments.

SPECIFICATION	REF	UNIT	VALUE
Battery type			Li-Ion
Battery nominal capacity K5		Ah	280
Battery voltage		V	80
Rated capacity	Q	kg	1600
Load centre distance	c	mm	500
Service weight		kg	3146
Height, mast lowered	$h_1$	mm	1995
Lift	$h_3$	mm	3000
Height, mast extended	$h_4$	mm	4058
Overall length	$l_1$	mm	2933
Overall width	$b_1/b_2$	mm	1050
Length to face of forks	$l_2$	mm	2013
Fork dimensions	s/e/l	mm	40X100X920
Turning radius	$W_a$	mm	1639
Manufacturer			EP
Model designation			TDL162

# Features

## Outstanding performance for productivity boost

Thanks to the optimized structure and design, the TDL162 features significant increases in travel speed, lifting speed, lowering speed, residual load capacity and max gradeability, compared to its class. The forklift maintains the nominal capacity of 1600kg up to 4.35 meters elevation with triple-stage mast, demonstrating exceptional stability and performance. With these outstanding strengths, the TDL162 speeds up warehouse turnover and maximizes transport efficiency.



## 80V Li-ion dual-drive power system for high energy efficiency

The dual-drive power system of the TDL162 has been upgraded from 48V to 80V and the truck comes with 80V/280Ah Li-ion battery as standard, ensuring lower energy consumption a powerful drive and long endurance.

## 2 charging possibilities on the same truck

TDL162 comes standard with single phase integrated charger with plug and a plug for external charger. Thanks to this new feature TDL162 charging become extremely flexible and can meet all kind of application needs up to the multi-shift operation using the external fast charger.



## Ergonomic design to improve driving comfort and convenience

The TDL162 is designed around ergonomic requirements: a large workspace, improved steering sensitivity, wider visibility, a lower noise level and an informative LED display with performance selector switch, all of which provides the driver with a comfortable and safe operation experience.



## Premium option to fulfill high-end needs

The TDL162 can be fitted with the joystick option positioned at the end of armrest to replace manual levers and it allows all controls to be performed in a palm-sized area without fatigue: all hydraulic functions, direction changes, horn, and emergency stop, all within a compact, ergonomic design. For operations in challenging weather, the all-weather cabin option extends the forklift's operation across various conditions, ensuring consistent productivity regardless of the environment.

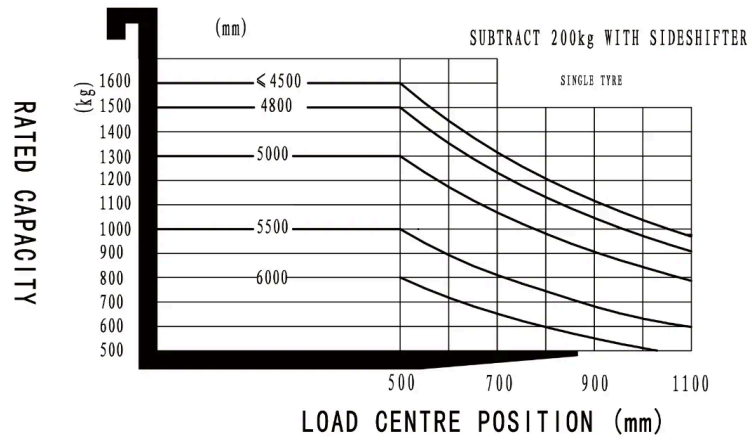


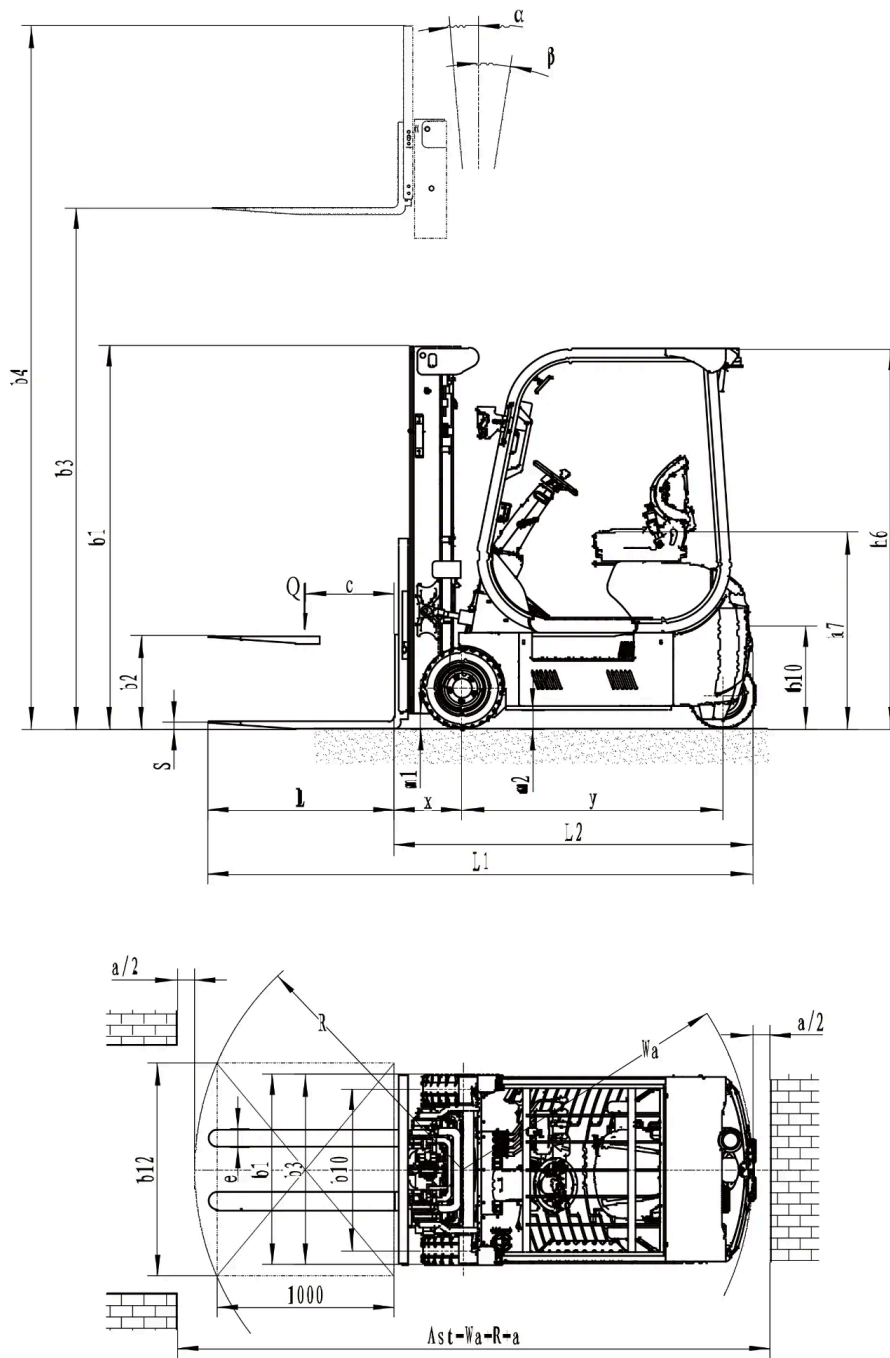
## VDI Chart

	SPECIFICATION	REF	UNIT	VALUE
1.1	Manufacturer			EP
1.2	Model designation			TDL162
1.3	Drive			Electric
1.4	Operator type			Seated
1.5	Rated capacity	Q	kg	1600
1.6	Load centre distance	c	mm	500
1.8	Load distance, centre of drive axle to fork	x	mm	375
1.9	Wheelbase	y	mm	1460
2.1	Service weight		kg	3146
2.2	Axle loading, laden front/rear		kg	4129/617
2.3	Axle loading, unladen front/rear		kg	1576/1570
3.1	Tyres			Solid rubber
3.2	Tyre size, front		mm	18x7-8
3.3	Tyre size, rear		mm	140/55-9
3.5	Wheels, number front/rear (x=drive wheels)			2X/2
3.6	Tread width, front	b <sub>10</sub>	mm	910
3.7	Tread width, rear	b <sub>11</sub>	mm	210
4.1	Tilt of mast/fork carriage forward/backward		°	7/6
4.2	Height, mast lowered	h <sub>1</sub>	mm	1995
4.3	Free lift	h <sub>2</sub>	mm	100
4.4	Lift	h <sub>3</sub>	mm	3000
4.5	Height, mast extended	h <sub>4</sub>	mm	4058
4.7	Height of overhead guard (cabin)	h <sub>6</sub>	mm	2140

	SPECIFICATION	REF	UNIT	VALUE
4.8	Seat height relating to SIP/stand height	h7	mm	1070
4.12	Coupling height	h10	mm	580
4.19	Overall length	l <sub>1</sub>	mm	2933
4.20	Length to face of forks	l <sub>2</sub>	mm	2013
4.21	Overall width	b <sub>1</sub> /b <sub>2</sub>	mm	1050
4.22	Fork dimensions	s/e/l	mm	40X100X920
4.23	Fork carriage ISO 2328, class/type A, B			2A
4.24	Fork carriage width		mm	1040
4.31	Ground clearance, laden, below mast		mm	90
4.32	Ground clearance, centre of wheelbase	m <sub>2</sub>	mm	107
4.34.1	Aisle width for pallets 1000×1200 crossways	Ast	mm	3339
4.34.2	Aisle width for pallets 800 × 1200 lengthways	Ast	mm	3464
4.35	Turning radius	Wa	mm	1639
5.1	Travel speed, laden/unladen		km/h	16/17
5.2	Lift speed, laden/unladen		m/s	0.5/0.52
5.3	Lowering speed, laden/unladen		m/s	0.5/0.48
5.8	Max. gradeability, laden/unladen		%	20/25
5.10	Service brake			Electromagnetic
5.11	Parking brake			Electromagnetic
6.1	Drive motor rating S2 60 min		kW	5.4X2
6.2	Lift motor rating at S3 15%		kW	18
6.4	Battery nominal capacity K5		Ah	280
6.4	Battery voltage		V	80
6.4.1	Battery type			Li-Ion
6.5	Battery weight		kg	185
6.6	Energy consumption according to DIN EN 16796		kWh/h	5.79 <sup>1)</sup>
6.7	Turnover output according to VDI 2198			96
6.8	Turnover efficiency according to VDI 2198			20
8.1	Type of drive unit			AC
10.1	Operating pressure for attachments		bar	180
10.2	Oil volume for attachments		ℓ/min	35
10.5	Steering design			Hydraulic
10.7	Sound pressure level at the driver's seat		dB(A)	65
15.1	Charger output current		A	35

## RATED CAPACITIES AND LOAD CENTERES GRAPH





## Mast Options

MAST TYPE	LIFT HEIGHT (H3, MM)	MAST LOWERED HEIGHT (H1, MM)	MAST EXTENDED HEIGHT, NO BACKREST (H4, MM)	MAST EXTENDED HEIGHT, WITH BACKREST (H4, MM)	FREE LIFT HEIGHT, NO BACKREST (H2, MM)	FREE LIFT HEIGHT, WITH BACKREST (H2, MM)
2-Standard Mast	3000	1995	3665	4054	100	100
2-Standard Mast	3600	2295	4265	4654	100	100

MAST TYPE	LIFT HEIGHT (H3, MM)	MAST LOWERED HEIGHT (H1, MM)	MAST EXTENDED HEIGHT, NO BACKREST (H4, MM)	MAST EXTENDED HEIGHT, WITH BACKREST (H4, MM)	FREE LIFT HEIGHT, NO BACKREST (H2, MM)	FREE LIFT HEIGHT, WITH BACKREST (H2, MM)
2-Standard Mast	4000	2545	4665	5054	100	100
2-Free Mast	3000	1995	3665	4054	1360	970
2-Free Mast	3600	2295	4265	4655	1660	1270
2-Free Mast	4000	2545	4665	5055	1910	1520
3-Free Mast	4000	1860	4665	5054	1225	835
3-Free Mast	4350	2010	5015	5404	1375	985
3-Free Mast	4500	2060	5165	5554	1425	1035
3-Free Mast	4800	2160	5465	5854	1525	1135
3-Free Mast	5000	2225	5665	6054	1590	1200
3-Free Mast	5500	2395	6165	6554	1760	1370
3-Free Mast	6000	2610	6665	7054	1975	1585

## Options

ITEM	OPTIONS (optional items marked in yellow)
Fork dimension	100*40*920   100*40*1070   100*40*1150   100*40*1200   100*40*1220   100*40*1370
Fork carriage height option	1067mm (42in)   1220mm (48in)   1520mm (60in)   Yes and not customized
Front wheel material	Normal solid   Traceless solid
Rear wheel material	Normal solid   Traceless solid
Battery capacity	80V280Ah
Charger	80V35A internal   80V60A external   80V100A external   80V150A external
Battery display indicator (BDI)	With hourmeter (Bluetooth) without PSE
Seat type	Comfortable   Suspension   Suspension with armrests
Attachments	No   Built-in sidsifter   External shifter   Fork positioner with sidsift
Traction pin	Yes and not customized
Anti-static chain	Yes
Front lamp	LED
Rear lamp	No   LED

ITEM	OPTIONS (optional items marked in yellow)
Warning lamp	Yes and not customized
Blue lamp	No   Front   Rear   Front and rear
Area warning lamp	No   Both side   Both side and rear
Rearview mirror	One in front   Two on side and one in front
Buzzer	Yes and not customized
OPS system	Yes and not customized
USB interface	No   Yes and not customized
Telematics	Yes and not customized
Cabin	No   Basic half cabin   Upgrade half cabin   Full cabin
Proportional lift system	No   Yes and not customized
Overhead guard	Yes and not customized
Anti-static chain	Yes and not customized
Turn signal light	LED
Special AUS/NZ options	No   Yes and not customized(only for Australia standard)
Turn speed control	Yes and not customized
Heating system during lithium battery charging	No   Yes and not customized
Operator identification device	No   Swipe card device   Fingerprint lock
Lifting electronic limit	Yes and not customized
Hydraulic control	Mechanical lever   Joystick   Fingertip
Rear armrest horn	Yes and not customized
Wiper water unit	No   Yes, only with cabin and not customized