




RSC122

ELECTRIC COUNTERBALANCE STACKER 1.2T

 1200 kg  3000 mm  24 V Lead Acid/Li-ion



The RSC Series is designed for handling a wide variety of pallets, boxes, and cages in warehouses, factories, and distribution centers. Thanks to its counterbalance design, it can lift closed pallets and irregular loads that standard straddle stackers cannot handle. With foldable platform and arm guards, it is also suitable for longer travel distances, while the 116 mm ground clearance ensures smooth operation even on uneven surfaces.

SPECIFICATION	REF	UNIT	VALUE
Battery type			Lead Acid/Li-ion
Battery nominal capacity K5		Ah	210
Battery voltage		V	24
Rated capacity	Q	kg	1200
Load centre distance	c	mm	500
Service weight		kg	1890
Height, mast lowered	h_1	mm	2061
Lift	h_3	mm	3000
Height, mast extended	h_4	mm	3732
Overall length	l_1	mm	2668
Overall width	b_1/b_2	mm	900
Length to face of forks	l_2	mm	1598
Fork dimensions	s/e/l	mm	35×100×1070
Turning radius	wa	mm	1510
Manufacturer			EP
Model designation			RSC122

Features

Universal counterbalance design

The RSC Series is capable of handling all pallet types, including closed pallets and special load carriers, offering greater flexibility than standard stackers.



Proportional lifting system

Standard across the range, the proportional lifting system allows gentle, precise pallet placement in multi-level racking, reducing damage to loads and improving efficiency.

High ground clearance and maneuverability

With 116 mm ground clearance and compact turning radii (1250 mm for RSC082, 1510 mm for RSC122, and 1707 mm for RSC152), the RSC Series ensures smooth operation on uneven surfaces while remaining agile in confined aisles.



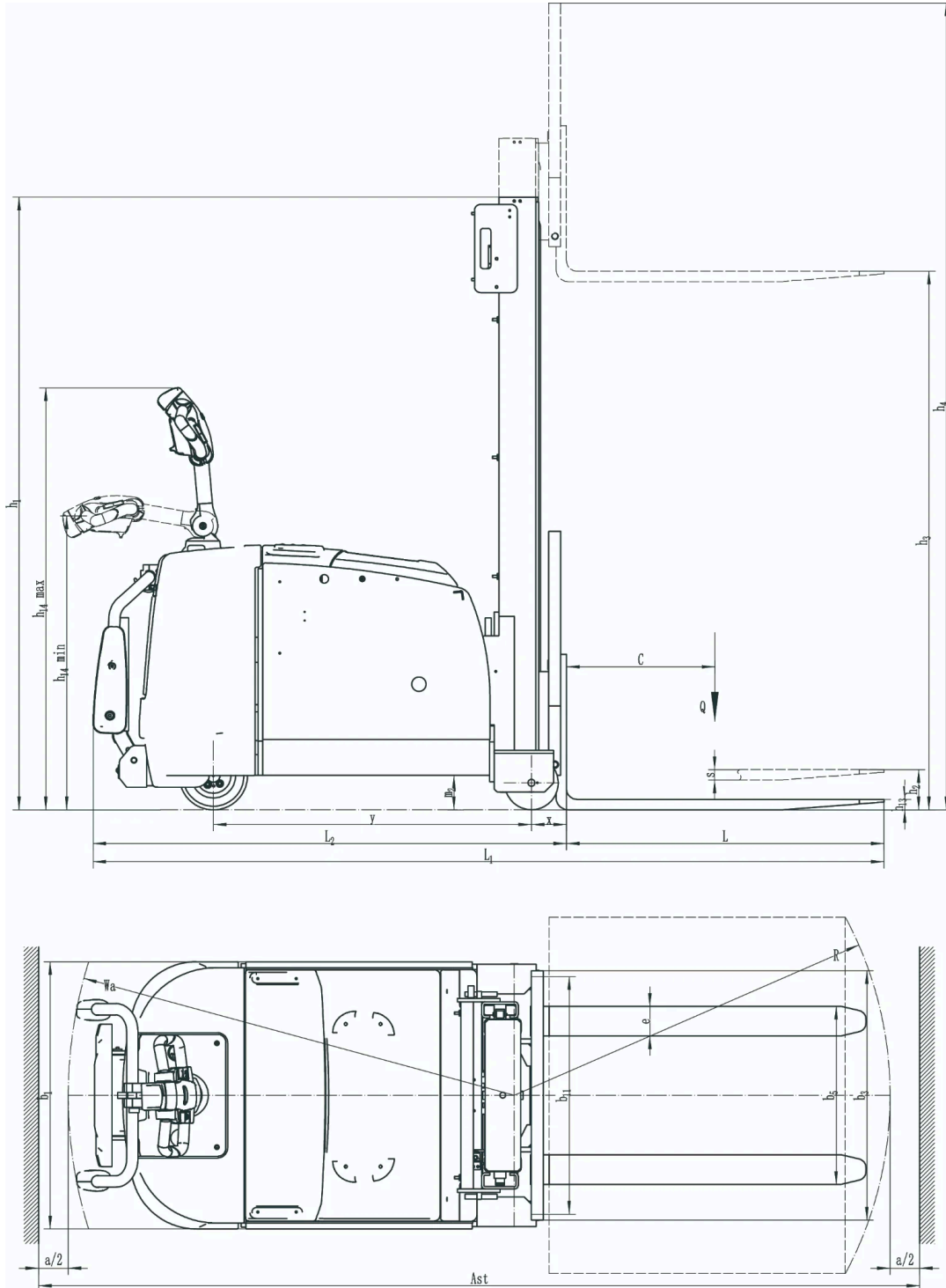
Operator comfort and safety

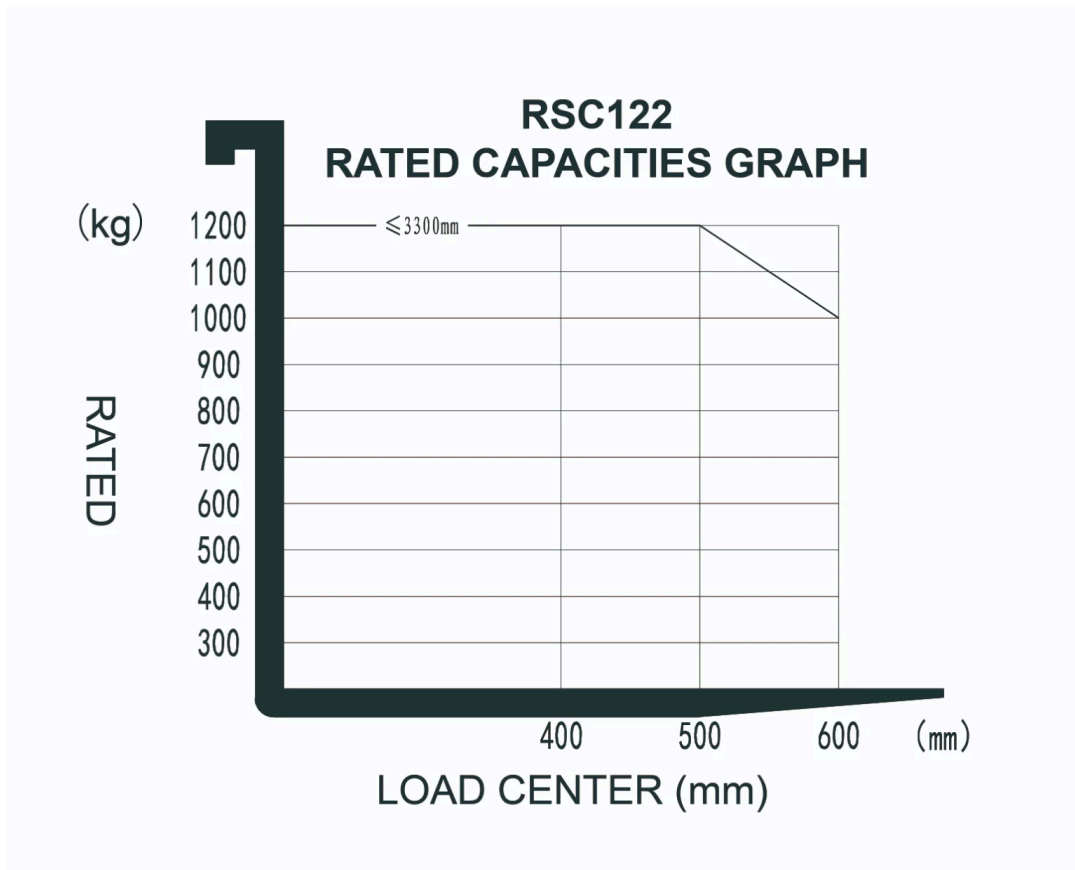
Features such as foldable platform, arm guards, electronic steering, and optional add-ons (warning lamps, buzzer, side supports) make the RSC Series safe, user-friendly, and adaptable for longer working hours.

VDI Chart

	SPECIFICATION	REF	UNIT	VALUE
1.1	Manufacturer			EP
1.2	Model designation			RSC122
1.3	Drive			Electric
1.4	Operator type			Pedestrian
1.5	Rated capacity	Q	kg	1200
1.6	Load centre distance	c	mm	500
1.8	Load distance, centre of drive axle to fork	x	mm	118
1.9	Wheelbase	y	mm	1074
2.1	Service weight		kg	1890
2.2	Axle loading, laden front/rear		kg	420/2670
2.3	Axle loading, unladen front/rear		kg	1110/780
3.1	Tyres			Polyurethane
3.2	Tyre size, front		mm	230×90
3.3	Tyre size, rear		mm	180×65
3.5	Wheels, number front/rear (x=drive wheels)			1x,/2
3.7	Tread width, rear	b ₁₁	mm	778
4.1	Tilt of mast/fork carriage forward/backward		°	3/3
4.2	Height, mast lowered	h ₁	mm	2061
4.4	Lift	h ₃	mm	3000
4.5	Height, mast extended	h ₄	mm	3732
4.8	Seat height relating to SIP/stand height	h ₇	mm	148
4.15	Height, lowered	h ₁₃	mm	60
4.19	Overall length	l ₁	mm	2668
4.20	Length to face of forks	l ₂	mm	1598
4.21	Overall width	b ₁ /b ₂	mm	900
4.22	Fork dimensions	s/e/l	mm	35×100×1070
4.23	Fork carriage ISO 2328, class/type A, B			2A
4.24	Fork carriage width		mm	620
4.31	Ground clearance, laden, below mast		mm	60
4.32	Ground clearance, centre of wheelbase	m ₂	mm	116
4.34.1	Aisle width for pallets 1000×1200 crossways	Ast	mm	2979
4.34.2	Aisle width for pallets 800 × 1200 lengthways	Ast	mm	3088

SPECIFICATION		REF	UNIT	VALUE
4.35	Turning radius	Wa	mm	1510
5.1	Travel speed, laden/unladen		km/h	5.5/6
5.2	Lift speed, laden/unladen		m/s	0.13/0.2
5.3	Lowering speed, laden/unladen		m/s	0.16/0.15
5.8	Max. gradeability, laden/unladen		%	5/8
5.10	Service brake			Electromagnetic
5.11	Parking brake			Electromagnetic
6.1	Drive motor rating S2 60 min		kW	1.6
6.2	Lift motor rating at S3 15%		kW	2.2
6.4	Battery nominal capacity K5		Ah	210
6.4	Battery voltage		V	24
6.4.1	Battery type			Lead Acid/Li-ion
6.5	Battery weight		kg	190
6.6	Energy consumption according to DIN EN 16796		kWh/h	1.057 ¹⁾
6.7	Turnover output according to VDI 2198			28.8
6.8	Turnover efficiency according to VDI 2198			30.06
8.1	Type of drive unit			AC
10.5	Steering design			Electronic
10.7	Sound pressure level at the driver's seat		dB(A)	74
15.1	Charger output current		A	30





Mast Options

MAST TYPE	LIFT HEIGHT (H3, MM)	MAST LOWERED HEIGHT (H1, MM)	MAST EXTENDED HEIGHT, NO BACKREST (H4, MM)	MAST EXTENDED HEIGHT, WITH BACKREST (H4, MM)
2-Standard Mast	2000	1561	2546	2732
2-Standard Mast	2500	1811	3046	3232
2-Standard Mast	2700	1911	3246	3432
2-Standard Mast	3000	2061	3546	3732
2-Standard Mast	3300	2211	3849	4032

Options

ITEM	OPTIONS (optional items marked in yellow)
Fork dimension	900*600 2A 100*35*1070 900*600 2A 100*35*920 900*600 2A 100*40*1150 900*600 2A 100*40*1220 900*600 2A 100*40*1370 900*600 2A 100*40*1520
Fork lowered height	60
Fork carriage width option	620

ITEM	OPTIONS (optional items marked in yellow)
Backrest height	732
Load wheel material	PU
Drive wheel material	PU
Battery capacity	210Ah 205Ah (Li-ion)
Charger	24V-30A External (Lead Acid) 24V-100A External (Li-ion)
Battery display indicator (BDI)	With hourmeter (Bluetooth)
Attachments	No
Water auto-filling system	No Yes and not customized
Area warning lamp	No Yes and not customized
Rearview mirror	No
Buzzer	No Yes and not customized
Telematics	No Yes and not customized